

Unity Gain, Broad Banded Base Station Antenna for the 160 MHz Band

DESCRIPTION

- CXL 2-2C is a 0 dBd gain, omnidirectional base station antenna.
- The antenna covers the complete band: 144 - 175 MHz.
- CXL 2-2C is designed for fixation on supporting tubes with outer diameter between 27 mm and 65 mm.
- The construction of the mount makes it possible to lead the cable either inside or along the outside of the mast tube.
- A glass fibre tube completely encloses the carefully designed radiating element to ensure long dependable service in all climates.
- Atmospheric discharges are immediately led to ground as all metal parts are DC-grounded (consequently, the antenna shows a DC-short across the coaxial cable).
- This antenna is used where reliability is of utmost importance. A long lifetime has been taken into consideration when designing this antenna – it is sturdy and strong.



ORDERING

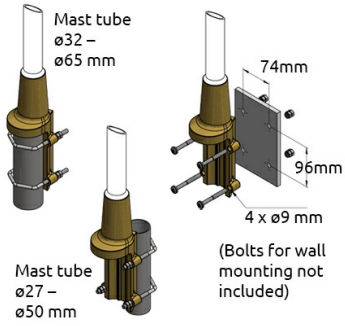
Type	Product No.
CXL 2-2C	100000087

SPECIFICATIONS

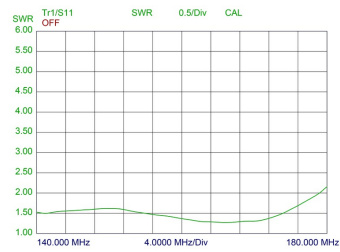
Electrical	
Model	CXL 2-2C
Frequency	Covering: 144 - 175 MHz
Antenna Type	Coaxial dipole, broad-banded
3 dB Beamwidth, H-Plane	Omnidirectional
Polarisation	Vertical
3 dB Beamwidth, E-Plane	80 °
Impedance	50 Ω
Gain	0 dBd (2.2 dBi)
VSWR	< 1.5:1
Maximum Input Power	600 W
Bandwidth	31 MHz
Antistatic Protection	All metal parts DC-grounded (Connector shows a DC-short)
HCM Code(s)	HCM000ND00, 040DE00
Mechanical	
Wind Area	0.091 sq. m / 0.98 sq. ft
Connection(s)	N(f)
Materials	Radome : Polyurethane-coated glass fibre Mounting bracket : Seawater resistant aluminium, epoxy-coated
Colour	White (RAL 9003)
Height	1750 mm / 68.90 in.
Wind Load	115 N (160km/h)
Weight	3.0 kg / 6.61 lb
Mounting	On 27 - 65 mm dia. mast tube

DIAGRAM

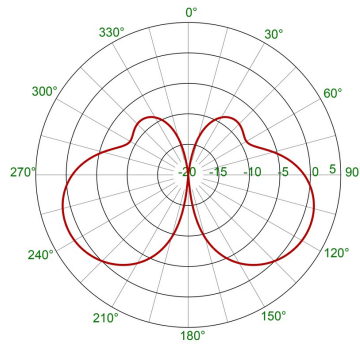
MULTI-PURPOSE MOUNTING BRACKET



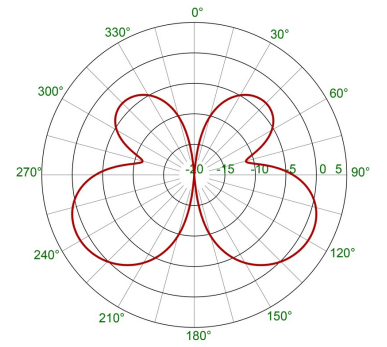
TYPICAL GAIN AND SWR CURVES



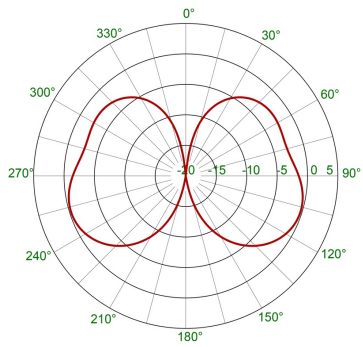
TYPICAL RADIATION PATTERN 144 MHz (E-PLANE)



TYPICAL RADIATION PATTERN 158 MHz (E-PLANE)



TYPICAL RADIATION PATTERN 175 MHz (E-PLANE)



TYPICAL RADIATION PATTERN 175 MHz (H-PLANE)

